

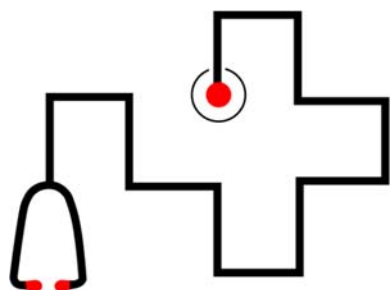


2023年版ICD-10-CM/PCS轉版異動概述

疾病分類_婦產科

魏秀美_2024/09/21

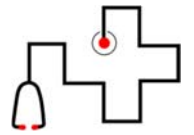
1



婦科



2



■ I-10轉版後代碼差異概述

➤ 診斷

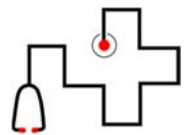
- Endometriosis
- Noninflammatory disorders of ovary, fallopian tube_新增側性
- Isthmocele

➤ 手術方式

- 骨盆腔多器官重建手術
- 尿失禁手術
- Hysterectomy_新增Qualifier



子宮內膜異位_Endometriosis



- 子宮內膜異位症(endometriosis)是一個生殖年齡婦女常見的毛病，顧名思義，它就是「正常」的子宮內膜，跑到不正常的位置上，例如卵巢、腹膜、膀胱.....等等。

代碼	部位	側性	類型
N80.0*	子宮		
N80.1*	卵巢		
N80.2*	輸卵管		
N80.3*	骨盆/腹膜		
N80.4*	直腸陰道中隔及陰道		
N80.5*	腸(直腸、乙狀結腸、)		
N80.A*	膀胱及輸尿管		
N80.B*	肋膜、肺、橫膈膜、心		
N80.C*	腹部		
N80.D*	骨盆神經(薦、閉孔、)		

N80.0 Endometriosis of uterus
 Endometriosis of the cervix
Excludes1: stromal endometriosis (D39.0)

N80.00 Endometriosis of the uterus, unspecified [2023]

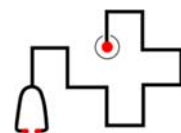
N80.01 Superficial endometriosis of the uterus [2023]

N80.02 Deep endometriosis of the uterus [2023]
 Deep retrocervical endometriosis

N80.03 Adenomyosis of the uterus [2023]
 Adenomyosis NOS



案例說明_Superficial endometriosis of ovary



2014

2023

N80.1 卵巢之子宮內膜異位症
Endometriosis of ovary

N80.11* 表淺型卵巢子宮內膜異位症
Superficial endometriosis of the ovary
N80.12* 深部型卵巢子宮內膜異位症
Deep endometriosis of ovary

Q : Severe abdominal pain was diagnosed with superficial endometriosis of the right ovary, following a laparoscopy.

A : **N80.111** Superficial endometriosis of the right ovary.

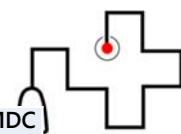
Coding Clinic 2022, Q4, P.35



5

MDC改變

依部位不同而改變MDC

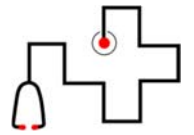


2023 ICD-10-CM代碼	英文說明	中文說明	2014 MDC	2023 MDC
N80.A0	Endometriosis of bladder, unspecified depth	膀胱表淺型子宮內膜異位症·未明示深度	13	11
N80.A1	Superficial endometriosis of bladder	膀胱深部型子宮內膜異位症	13	11
N80.A2	Deep endometriosis of bladder	膀胱子宮內膜異位症	13	11
N80.A41	Superficial endometriosis of right ureter	右側輸尿管表淺型子宮內膜異位症	13	11
N80.A42	Superficial endometriosis of left ureter	左側輸尿管表淺型子宮內膜異位症	13	11
N80.A43	Superficial endometriosis of bilateral ureters	雙側輸尿管表淺型子宮內膜異位症	13	11
N80.A49	Superficial endometriosis of unspecified ureter	未明示側輸尿管表淺型子宮內膜異位症	13	11
N80.A51	Deep endometriosis of right ureter	右側輸尿管深部型子宮內膜異位症	13	11
N80.A52	Deep endometriosis of left ureter	左側輸尿管深部型子宮內膜異位症	13	11
N80.A53	Deep endometriosis of bilateral ureters	雙側輸尿管深部型子宮內膜異位症	13	11
N80.A59	Deep endometriosis of unspecified ureter	未明示側輸尿管深部型子宮內膜異位症	13	11
N80.A61	Endometriosis of right ureter, unspecified depth	右側輸尿管子宮內膜異位症·未明示深度	13	11
N80.A62	Endometriosis of left ureter, unspecified depth	左側輸尿管子宮內膜異位症·未明示深度	13	11
N80.A63	Endometriosis of bilateral ureters, unspecified depth	雙側輸尿管子宮內膜異位症·未明示深度	13	11
N80.A69	Endometriosis of unspecified ureter, unspecified depth	未明示側輸尿管子宮內膜異位症·未明示深度	13	11
N80.B1	Endometriosis of pleura	肋膜子宮內膜異位症	13	04
N80.B2	Endometriosis of lung	肺子宮內膜異位症	13	04
N80.B31	Superficial endometriosis of diaphragm	橫膈膜表淺型子宮內膜異位症	13	04
N80.B32	Deep endometriosis of diaphragm	橫膈膜深部型子宮內膜異位症	13	04
N80.B39	Endometriosis of diaphragm, unspecified depth	橫膈膜子宮內膜異位症·未明示深度	13	04



6

區分側性 Noninflammatory disorders of ovary, fallopian tube



疾病型態	Right	Left
N83.0 Follicular cyst of ovary	N83.01	N83.02
N83.1 Corpus luteum cyst	N83.11	N83.12
N83.2- Other and unspecified ovarian cysts	N83.201, N83.291	N83.202, N83.292
N83.3- Acquired atrophy of ovary and fallopian tube	N83.311, N83.321, N83.331	N83.312, N83.322, N83.332
N83.4 Prolapse and hernia of ovary and fallopian tube	N83.41	N83.42
N83.5- Torsion of ovary, ovarian pedicle and fallopian tube	N83.511, N83.521	N83.512, N83.522



7

Isthmocele

N85.A Isthmocele [2023]

Isthmocele (non-pregnant state)

Code also [2023] any associated conditions such as:

abnormal uterine and vaginal bleeding, unspecified (N93.9)

female infertility of uterine origin (N97.2)

pelvic and perineal pain (R10.2)

Excludes1 [2023]: maternal care for cesarean scar defect (isthmocele) (O34.22)

O34.22 Maternal care for cesarean scar defect (isthmocele)

疤痕憩室是一種剖腹產疤痕缺損或凹槽(niche)，在先前剖腹產子宮切開術的部位形成，與子宮破裂的風險增加相關。其他併發症還包括不孕症、胎盤增生或前置胎盤、疤痕裂開和異位妊娠。

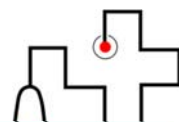


<https://www.facebook.com/OBGYN3759/posts/1963797787096978/>



8

Female genital prolapse



女性生殖器脫垂編碼注意事項

部位、型態、程度

子宮脫垂→N81.2~N81.4

做過子宮切除術→N99.3 Prolapse of vaginal vault after hysterectomy

N81 Female genital prolapse

Excludes1: genital prolapse complicating pregnancy, labor or delivery (O34.5- prolapse and hernia of ovary and fallopian tube (N83.4) prolapse of vaginal vault after hysterectomy (N99.3)

N81.0 Urethrocele

Excludes1: urethrocele with cystocele (N81.1-) urethrocele with prolapse of uterus (N81.2-N81.4)

N81.1 Cystocele

Cystocele with urethrocele
Cystourethrocele

Excludes1: cystocele with prolapse of uterus (N81.2-N81.4)

N81.10 Cystocele, unspecified

Prolapse of (anterior) vaginal wall NOS

N81.11 Cystocele, midline

N81.12 Cystocele, lateral

Paravaginal cystocele

N81.2 Incomplete uterovaginal prolapse

First degree uterine prolapse
Prolapse of cervix NOS
Second degree uterine prolapse

Excludes1: cervical stump prolapse (N81.85)

N81.3 Complete uterovaginal prolapse

Procidentia (uteri) NOS
Third degree uterine prolapse

N81.4 Uterovaginal prolapse, unspecified

Prolapse of uterus NOS

N81.5 Vaginal enterocoele

Excludes1: enterocoele with prolapse of uterus (N81.2-N81.4)

N81.6 Rectocele

Prolapse of posterior vaginal wall

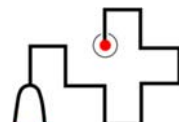
Use additional code for any associated fecal incontinence, if applicable (R15.-)

Excludes2: perineocele (N81.81)
rectal prolapse (K62.3)
rectocele with prolapse of uterus (N81.2-N81.4)



9

骨盆腔多器官重建手術



ICD-9-CM ³	ICD-10-PCS ³
68.4+70.77+70.50 ³	(0UT90ZZ, 0UT94ZZ, 0UTC0ZZ, 0UTC4ZZ) ³ +(0USG0ZZ, 0USG4ZZ, 0USGXZZ) ³ +(0JQC0ZZ, 0JQC3ZZ, 0JUC07Z, 0JUC0JZ, 0JUC0KZ, 0JUC37Z, 0JUC3JZ, 0JUC3KZ, 0UUG07Z, 0UUG0JZ, 0UUG0KZ, 0UUG47Z, 0UUG4JZ, 0UUG77Z, 0UUG7JZ, 0UUG7KZ) ³

ICD-9-CM ³	ICD-10-PCS ³
68.59+70.77+70.50 ³	(0UT90ZZ, 0UT94ZZ, 0UTC0ZZ, 0UTC4ZZ) ³ +(0USG0ZZ, 0USG4ZZ, 0USGXZZ) ³ +(0JQC0ZZ, 0JQC3ZZ, 0JUC07Z, 0JUC0JZ, 0JUC0KZ, 0JUC37Z, 0JUC3JZ, 0JUC3KZ, 0UUG07Z, 0UUG0JZ, 0UUG0KZ, 0UUG47Z, 0UUG4JZ, 0UUG77Z, 0UUG7JZ, 0UUG7KZ) ³

ICD-9-CM ³	ICD-10-PCS ³
70.50+69.22+70.92 ³	(0JQC0ZZ, 0JQC3ZZ, 0JUC07Z, 0JUC0JZ, 0JUC0KZ, 0JUC37Z, 0JUC3JZ, 0JUC3KZ, 0UUG07Z, 0UUG0JZ, 0UUG0KZ, 0UUG47Z, 0UUG4JZ, 0UUG77Z, 0UUG7JZ, 0UUG7KZ) ³ +(0US90ZZ, 0US94ZZ) ³ +(0ULF7DZ, 0ULF7ZZ, 0ULF8DZ, 0ULF8ZZ, 0UMF0ZZ, 0UMF4ZZ, 0UMF0ZZ, 0UMF3ZZ, 0UMF4ZZ, 0UMF7ZZ, 0UMF8ZZ, 0UQF0ZZ, 0UQF3ZZ, 0UQF4ZZ, 0UQF7ZZ, 0UQF8ZZ, 0USF0ZZ, 0USF4ZZ, 0UTF0ZZ, 0UTF4ZZ, 0UTF7ZZ, 0UTF8ZZ, 0UUF07Z, 0UUF0JZ, 0UUF0KZ, 0UUF47Z, 0UUF4JZ, 0UUF4KZ, 0UUF77Z, 0UUF7JZ, 0UUF7KZ, 0UUF87Z, 0UUF8JZ, 0UUF8KZ) ³

ICD-9-CM ³	ICD-10-PCS ³
70.79+69.22+70.92 ³	(0U7G0DZ, 0U7G0ZZ, 0U7G3DZ, 0U7G3ZZ, 0U7G4DZ, 0U7G4ZZ, 0UMG0ZZ, 0UMG4ZZ, 0UNG0ZZ, 0UNG3ZZ, 0UNG4ZZ, 0UQG0ZZ, 0UQG3ZZ, 0UQG4ZZ, 0UQG7ZZ, 0UQG8ZZ, 0UQG9ZZ, 0UQG0ZZ, 0UQG3ZZ, 0UQG4ZZ, 0UQG7ZZ, 0UQG8ZZ, 0UQG9ZZ, 0UQG0ZZ, 0UQG3ZZ, 0UQG4ZZ, 0UQG7ZZ, 0UQG8ZZ, 0UQG9ZZ) ³ +(0US90ZZ, 0US94ZZ) ³ +(0ULF7DZ, 0ULF7ZZ, 0ULF8DZ, 0ULF8ZZ, 0UMF0ZZ, 0UMF4ZZ, 0UMF0ZZ, 0UMF3ZZ, 0UMF4ZZ, 0UMF7ZZ, 0UMF8ZZ, 0UQF0ZZ, 0UQF3ZZ, 0UQF4ZZ, 0UQF7ZZ, 0UQF8ZZ, 0USF0ZZ, 0USF4ZZ, 0UTF0ZZ, 0UTF4ZZ, 0UTF7ZZ, 0UTF8ZZ, 0UUF07Z, 0UUF0JZ, 0UUF0KZ, 0UUF47Z, 0UUF4JZ, 0UUF4KZ, 0UUF77Z, 0UUF7JZ, 0UUF7KZ, 0UUF87Z, 0UUF8JZ, 0UUF8KZ) ³

ICD-9-CM ³	ICD-10-PCS ³
70.77+70.50 ³	(0USG0ZZ, 0USG4ZZ, 0USGXZZ) ³ +(0JQC0ZZ, 0JQC3ZZ, 0JUC07Z, 0JUC0JZ, 0JUC0KZ, 0JUC37Z, 0JUC3JZ, 0JUC3KZ, 0UUG07Z, 0UUG0JZ, 0UUG0KZ, 0UUG47Z, 0UUG4JZ, 0UUG4KZ, 0UUG77Z, 0UUG7JZ, 0UUG7KZ, 0UUG87Z, 0UUG8JZ, 0UUG8KZ) ³

上述處置合併 59, 79, 59, 5 ³	上述處置外, 另加 ³
	(0TQD0ZZ, 0TQD3ZZ, 0TQD4ZZ, 0TQD7ZZ, 0TQD8ZZ, 0TQDXZZ, 0TUC0JZ, 0TUC4JZ, 0TUC7JZ, 0TUC8JZ, 0TSD0ZZ, 0TSD4ZZ, 0TUC07Z, 0TUC0KZ, 0TUC47Z, 0TUC4KZ, 0TUC77Z, 0TUC7KZ, 0TUC87Z, 0TUC8KZ, 0TUD07Z, 0TUD0JZ, 0TUD0KZ, 0TUD47Z, 0TUD4JZ, 0TUD4KZ, 0TUD77Z, 0TUD7JZ, 0TUD7KZ, 0TUD87Z, 0TUD8JZ, 0TUD8KZ, 0TUDX7Z, 0TUDXJZ, 0TUDXKZ, 0TQC0ZZ, 0TQC3ZZ, 0TQC4ZZ, 0TQC7ZZ, 0TQC8ZZ) ³

Tw-DRGs不適用註記

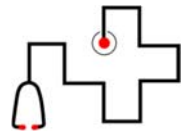
L: 複雜性多重骨盆腔生殖器脫垂

DRG
HHH



10

案例說明_骨盆脫垂重建手術(pelvic floor reconstruction)



- Uterine prolapse stage III, with cystocele stage III -s/p anterior colporrhaphy and transvaginal pelvic floor reconstruction with CALISTAR-S

OPERATION FINDINGS:
 1. CYSTOCELE, STAGE III
 2. UTERINE PROLAPSE STAGE III

OPERATION PROCEDURES:
 -SUSPENSION SITE:
 (V)UTERUS (V)VAGINA ()MIDDLE-URETHRA ()CDS SUSPENSION (V)BLADDER

-MESH (v):
 SITE: UTERUS, VAGINA,

-REPAIR:
 (V)ANTERIOR VAGINA ()POSTERIOR VAGINA

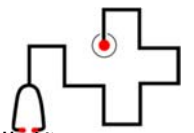
申報之不適用註記 L.複雜性多重骨盆腔生殖器脫垂

目前之不適用註記 L

目前之DRG HHH

11

Stress urinary incontinence

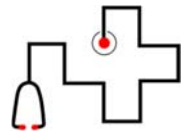


- 尿道中段懸吊術 (Midurethral sling; MUS) (無張力陰道吊帶術 TVTs)手術目的是將尿道中段復位，Root Operation以Reposition編碼。(吊帶只是協助維持尿道於正確的位置，並無強化尿道的功能，因此不需加編Supplement。)
- 第一代 TVT (tension-free vaginal tape)、SPARC手術
- 第二代 TVT-O (tension-free vaginal tape –obturator)、Monarc手術
- 第三代 TVT-Secure, MiniArc迷你手術

Section	0	Medical and Surgical	
Body System	T	Urinary System	
Operation	S	Reposition: Moving to its normal location, or other suitable location, all or a portion of a body part	
Body Part	Approach	Device	Qualifier
0 Kidney, Right			
1 Kidney, Left			
2 Kidneys, Bilateral			
3 Kidney Pelvis, Right			
4 Kidney Pelvis, Left			
6 Ureter, Right	0 Open		
7 Ureter, Left	4 Percutaneous Endoscopic		
8 Ureters, Bilateral			
B Bladder			
C Bladder Neck			
D Urethra			
		Z No Device	Z No Qualifier

12

新增_Qualifier



Supracervical Hysterectomy

In code table 0UT, Female Reproductive System, Resection, a new qualifier has been created for the body part value Uterus to capture supracervical (partial) hysterectomy. A supracervical hysterectomy refers to removal of only the uterus with the cervix being left in place. Whereas a total hysterectomy involves the removal of both the cervix and the uterus.

Body Part	Qualifier
9 Uterus	<u>L Supracervical</u>

修訂編碼原則及字母索引

Coding Clinic 2017, Q4, P.68

The Alphabetic Index has been revised as follows:

2023

Hysterectomy

Supracervical see Resection, Uterus **OUT9**
Total see Resection, Uterus **OUT9**

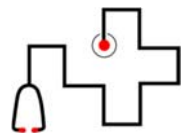
2014

Hysterectomy

see Excision, Uterus **OUB9**
see Resection, Uterus **OUT9**

13

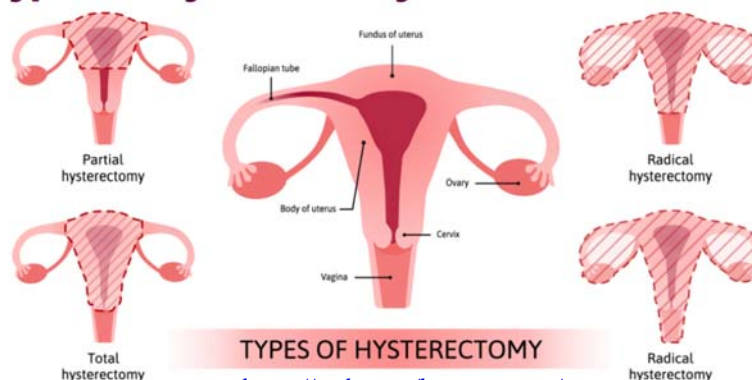
Hysterectomy



- A **“total”** hysterectomy is surgery to remove the uterus and cervix.
 - TAH、TVH、LAVH
- A **“partial”** or **“subtotal”** hysterectomy removes the uterus but does not remove the cervix. This is reported with qualifier **“Supracervical”**.
 - SAH、LASH

Types of Hysterectomy

Coders desk reference for ICD-10-PCS 2021, P.219

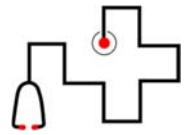


TYPES OF HYSTERECTOMY

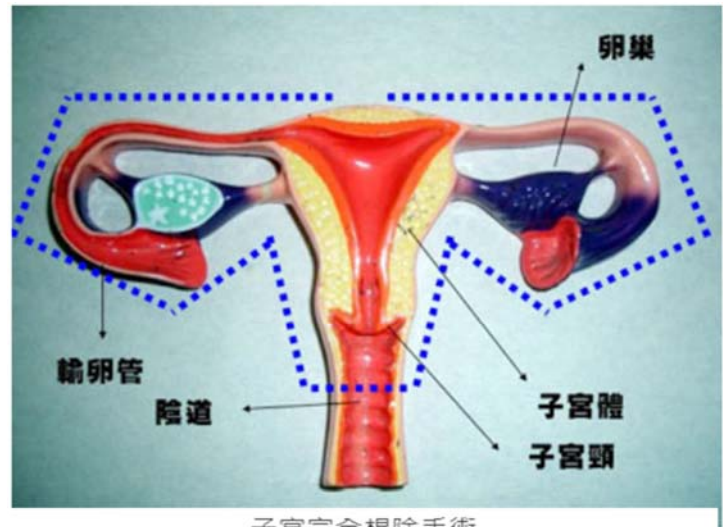
<https://nwhn.org/hysterectomy/>

14

Radical hysterectomy

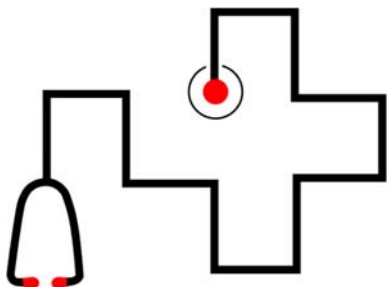


- 「根除性子宮切除術及骨盆腔淋巴廓清術」，婦科醫師一般暱稱之為Radical；這個字本意指的是這種大手術的切除範圍與單純子宮切除術不同，除了切除子宮及陰道的上段三分之一外，還將連接子宮與週邊器官、骨盆壁的韌帶——切除，希望以這樣「堅壁清野」的方式，杜絕癌細胞在骨盆腔復發的可能。



子宮完全根除手術
(Abdominal Radical Hysterectomy)
(子宮周圍組織及周邊淋巴腺均切除;切除範圍更為廣泛)
(陰道部份切除長度變短)

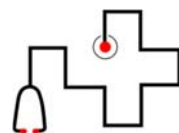
15



產科



16



■ I-10轉版後代碼差異概述

➤ 診斷

- Gestational Diabetes Mellitus_口服降血糖藥物
- ...fetal abnormality and damage
- Abnormalities of Fetal Heart Rate or Rhythm
- Infection of obstetric surgical wound
- Uterine scar from previous surgery

➤ 手術方式

- Cytotec
- Removal ectopic pregnancy

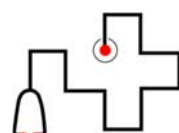
■ DRG的改變

➤ 新增CC



17

Gestational Diabetes Mellitus; GDM



GDM	第5位碼	第6位碼
O24.4- Gestational diabetes mellitus	1 pregnancy	5 controlled by oral hypoglycemic drugs 口服降血糖藥物 病人使用飲食或施打胰島素兩種控制方式→「施打胰島素」控制； 病人使用飲食或口服降血糖藥物兩種控制方式→「口服降血糖藥物」控制。
	2 childbirth	
	3 puerperium	

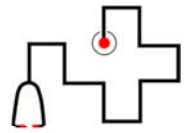
Diagnosis	2014年 ICD-10 CM	2023年	Reference
Gestational Diabetes and Oral Medication Patients who have gestational diabetes that is controlled with oral medication.	O24.419 Z79.899	O24.415	Coding clinic 2015 Q4, P.34
Gestational Diabetes and Diabetic Ketoacidosis Gestational diabetes presented due to diabetic ketoacidosis. Codes from categories E10 and E11 would not be appropriate if the patient does not have pre-existing diabetes mellitus.	O24.419 E87.2	O24.419 E87.29	Coding clinic 2020 Q3, P.30-31

2014年版代碼O24.419無法表示使用口服降血糖藥物，次診斷加編Z79.899。
2023年版代碼O24.415已含口服降血糖藥物，不需加編Z79.84。



18

Uterine scar from previous surgery_1



新增前次剖腹產所使用的切口類型(根據疤痕的位置)

O34.21 Maternal care for scar from previous cesarean delivery

O34.211 Maternal care for low transverse scar from previous cesarean delivery

O34.212 Maternal care for vertical scar from previous cesarean delivery
Maternal care for classical scar from previous cesarean delivery

O34.218 Maternal care for other type scar from previous cesarean delivery
Mid-transverse T incision

O34.219 Maternal care for unspecified type scar from previous cesarean delivery

前次有剖腹產疤痕的患者發生裂開和子宮破裂的風險會增加。如水平疤痕的風險低於垂直疤痕。

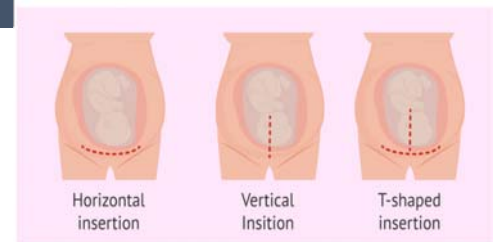
Coding Clinic 2016, 4Q, P.51

..A patient with a previous cesarean mid-transverse T incision scar?

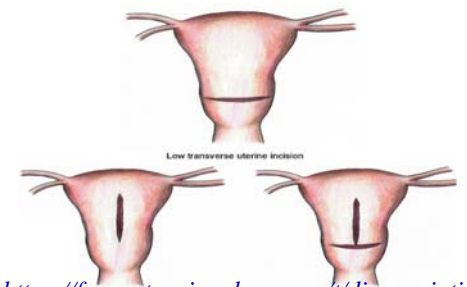
O34.218 Mid-transverse T incision

Coding Clinic 2020, 4Q, P.36

Types of cesarean sections



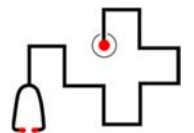
<https://www.invitro.com/en/cesarean-section/types-cesarean-section/>



<https://forum.touringplans.com/4/disappointing-things-to-happen/52092/67?page=4>

19

Uterine scar from previous surgery_2



- In addition, narrative has been added under code **O34.29** Maternal care due to uterine scar from other previous surgery, to specifically identify patients who have a uterine scar from a **previous myomectomy**. 由於之前因其他手術留下的子宮疤痕引起的產婦護理，以識別曾經接受過子宮肌瘤切除術留下子宮疤痕

- A new history code **Z98.891** History of uterine scar from previous surgery, has also been created to report a past history of other trans mural uterine incisions in patients who are not currently pregnant.

表示目前未懷孕的患者的其他透壁子宮切口的既往史

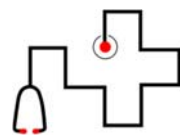
Coding Clinic 2016, 4Q, P.52

- Delivery** (childbirth) (labor)
 - cesarean** (for)
 - previous**
 - surgery** (to)
 - uterus** **O34.29**

- History**
 - personal** (of) - see also **History, family** (of)
 - surgery** **NEC Z98.890**
 - with uterine scar** **Z98.891**
 - uterine scar from previous surgery** **Z98.891**

20

O35 ...fetal abnormality and damage



新增第5位碼表示胎兒畸形或胎兒損害的母體照護

Fetal abnormality and damage	第5位碼胎兒畸形
O35.0- Central nervous system	O35.00 unspecified O35.01 agenesis of the corpus callosum 胼胝體發育不良 O35.02 anencephaly 無腦畸形 O35.03 choroid plexus cysts 脈絡叢囊腫
O35.- The listed conditions in the fetus as a reason for hospitalization or other obstetric care to the mother, or for termination of pregnancy	
O35.1- Chromosomal abnormality	O35.10 unspecified O35.11 Trisomy 13 O35.12 Trisomy 18 O35.13 Trisomy 21 O35.14 Turner Syndrome O35.15 sex chromosome abnormality O35.19 other

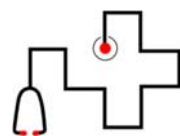
O35.08 Maternal care for (suspected) central nervous system malformation or damage in fetus, spina bifida ⑦ [2023]

O35.13 Maternal care for (suspected) chromosomal abnormality in fetus, Trisomy 21 ⑦ [2023]



21

案例說明_ Termination



- Pregnancy 18+2 weeks with trisomy 21 - - s/p spontaneous vaginal delivery (termination), female fetus, EBW 200g, Apgar score 0→0
- After admission, cytotec was given once for termination
- Z33.2** Encounter for elective termination of pregnancy

2014年版

O35.1XX0 Maternal care for (suspected) chromosomal abnormality in fetus, not applicable or unspecified

2023年版

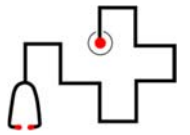
O35.13X0 Maternal care for (suspected) chromosomal abnormality in fetus, Trisomy 21, not applicable or unspecified

- 10A07ZX** Abortion of Products of Conception, Abortifacient, Via Natural or Artificial Opening



22

Non-reassuring fetal status_1



- 不保證型胎兒狀態(不穩定的胎兒狀態)(non-reassuring fetal status) 用來取代舊名「胎兒窘迫(fetal distress)」。

參考2012台灣婦女醫學會會訊

2014年版

Pregnancy (single) (uterine) --see also Delivery and Puerperal complicated by (care of) (management affected by)
fetal (maternal care for)
heart rate irregularity (**bradycardia**) (decelerations) (tachycardia) Q76

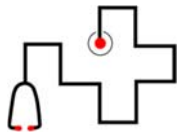
2023年版

Pregnancy (single) (uterine) --see also Delivery and Puerperal Z33.1
complicated by (care of) (management affected by)
fetal (maternal care for)
bradycardia O36.83-
heart rate irregularity (abnormal variability) (**bradycardia**) (decelerations) (tachycardia) O36.83-



23

Non-reassuring fetal status_2



O36.83 Maternal care for abnormalities of the fetal heart rate or rhythm

Maternal care for depressed fetal heart rate tones
Maternal care for fetal bradycardia
Maternal care for fetal heart rate abnormal variability
Maternal care for fetal heart rate decelerations

Antenatal fetal heart beat monitoring

Maternal care for fetal tachycardia
Maternal care for non-reassuring fetal heart rate or rhythm

O76 Abnormality in fetal heart rate and rhythm complicating labor and delivery

Depressed fetal heart rate tones complicating labor and delivery
Fetal bradycardia complicating labor and delivery
Fetal heart rate decelerations complicating labor and delivery

Intrapartum fetal heart beat monitoring

Fetal tachycardia complicating labor and delivery
Non-reassuring fetal heart rate or rhythm complicating labor and delivery

Excludes1: fetal stress NOS (O77.9)

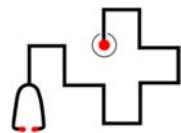
labor and delivery complicated by electrocardiographic evidence of fetal stress (O77.8)

labor and delivery complicated by ultrasonic evidence of fetal stress (O77.8)



24

案例說明_Non-reassuring fetal status



- Pregnancy 39+1 weeks with fetal bradycardia and NRFS s/p cesarean section on 2024/08/11
 - **O76** Abnormality in fetal heart rate and rhythm complicating labor and delivery
- Pregnancy 22+3 weeks with fetus arrhythmia

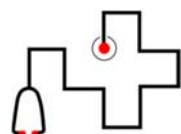
2014年版	2023年版
O36.8920 Maternal care for other specified fetal problems, second trimester, not applicable or unspecified	O36.8320 Maternal care for abnormalities of the fetal heart rate or rhythm, second trimester, not applicable or unspecified



25

Fetal distress

胎兒窘迫也稱為不穩定的胎兒狀態，是懷孕或分娩期間胎兒表現出氧合不足跡象的狀況。



- Fetal distress, also known as non-reassuring fetal status, is a condition during pregnancy or labor in which the fetus shows signs of inadequate oxygenation. Due to its imprecision, the term "fetal distress" has fallen out of use in American obstetrics. The term "non-reassuring fetal status" has largely replaced it. It is characterized by changes in fetal movement, growth, heart rate, and presence of meconium stained fluid.

Delivery (childbirth) (labor)
complicated **O75.9**
by

fetal

stress **O77.9**

due to drug administration **O77.1**

electrocardiographic evidence of **O77.8**

specified NEC **O77.8**

ultrasound evidence of **O77.8**

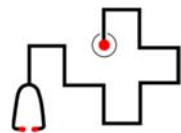
https://en.wikipedia.org/wiki/Fetal_distress

其特徵是胎動、生長、心率的變化、胎糞染色液的存在



26

Placenta previa_1



- 前置胎盤的定義過了28 週以後胎盤位置仍然過低、接近子宮頸位置甚至擋住子宮頸口。子宮下段因子宮收縮而開始變薄的牽引，導致胎盤與子宮壁的剝離而引發出血。
- 完全性前置胎盤(complete or total placenta previa)：胎盤將子宮頸內口完全覆蓋。
- 部份性前置胎盤(partial placenta previa)：胎盤蓋住部分子宮頸內口。
- 邊緣性前置胎盤(marginal placenta previa)：胎盤蓋住子宮頸內口的邊緣部分。
- 低位胎盤(low-lying placenta previa)：胎盤並未蓋住子宮內口，但位於子宮下段，離子宮頸內口很近。



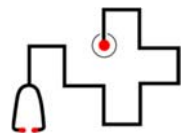
Coding Clinic 2016, 4Q, P.52

<https://www.invitro.com/en/what-is-placenta-previa/>



27

Placenta previa_2



2014年版

診斷	Without hemorrhage	With hemorrhage
Placenta previa, Partial placenta previa, Marginal placenta previa Total placenta previa Low implantation of placenta	O44.00~O44.03	O44.10~O44.13

2023年版

診斷	Without hemorrhage	With hemorrhage
Complete placenta previa Total placenta previa	O44.00~O44.03	O44.10~O44.13
Partial placenta previa Marginal placenta previa	O44.20~O44.23	O44.30~O44.33
Low lying placenta Low implantation of placenta	O44.40~O44.43	O44.50~O44.53

O44.5 Low lying placenta with hemorrhage

Low implantation of placenta with hemorrhage

O44.50 Low lying placenta with hemorrhage, unspecified trimester

O44.51 Low lying placenta with hemorrhage, first trimester

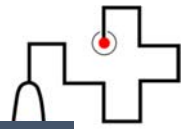
O44.52 Low lying placenta with hemorrhage, second trimester

O44.53 Low lying placenta with hemorrhage, third trimester



28

Infection of obstetric surgical wound



產科術後傷口感染嚴重程度(surgical site infection)分類

O86.0 Infection of obstetric surgical wound

Infected cesarean delivery wound following delivery

Infected perineal repair following delivery

Excludes1: complications of procedures, not elsewhere classified (T81.4-)

- Infection of obstetrical surgical wound, unspecified (**O86.00**);
- Infection of obstetric surgical wound, superficial incisional site (**O86.01**);
- Infection of obstetric surgical wound, deep incisional site (**O86.02**);
- Infection of obstetric surgical wound, organ and space site (**O86.03**);
- Sepsis following an obstetrical procedure (**O86.04**);
- Infection of obstetric surgical wound, other surgical site (**O86.09**).

2023年版新增CC

O86.04 Sepsis following an obstetrical procedure

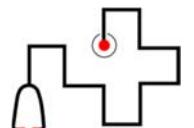
Use additional code to identify the sepsis



29

Surgical site infection

參考20230923 損傷章節_董春菊高階疾分師整理



Surgical wound infections are classified as follows by the CDC:

▪ **Superficial incisional site**

Infection that only involves the **skin** and **subcutaneous** tissues. One of the following **criteria** has to be met: purulent discharge from the wound, isolated organism, at least one symptom of infection, and diagnosis by the surgeon. These infections account for more than 50% of all surgical infections. 僅涉及皮膚和皮下組織的感染。必須符合以下標準之一：傷口有膿性分泌物、分離出有機體、至少一種感染症狀、並經外科醫師診斷。這些感染佔所有手術感染的 50% 以上。

▪ **Deep incisional site**

Involve deeper tissues, including **muscles** and **fascial** planes. One of the following **criteria** has to be met: purulent discharge from the wound, dehiscence, or deliberate re-opening of deep incision by the surgeon after suspecting an infection, evidence of abscess formation, or other deep infection diagnoses by the surgeon. 涉及更深的組織，包括肌肉和筋膜平面。必須符合以下標準之一：傷口有膿性分泌物、裂開或外科醫生在懷疑感染後刻意重新打開深部切口、有膿腫形成的證據或外科醫生診斷出其他深部感染。

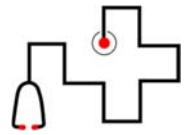
▪ **Organ/space site**

Infection may involve **any organ apart** from the incision site but must be related to the surgical procedure. One of the following **criteria** has to be met: purulent discharge from the drain placed in the organ, isolated organism from the organ, abscess, or other infection involving the organ. 感染可能涉及切口部位以外的任何器官，但必須與外科手術有關。必須符合以下標準之一：器官中的引流管有膿性分泌物、從器官分離出微生物、膿瘍或涉及器官的其他感染。



30

Puerperal sepsis



- World Health Organization (WHO)定義：
 - Puerperal sepsis as an infection of the genital tract occurring at any time between rupture of a membrane or labour and 42nd day postpartum in which two or more of the following are present; 產後敗血症是一種生殖道感染，發生在羊膜破裂或生產至產後 42 天之間的任何時間
 - pelvic pain, fever (temperature $\geq 38.5^{\circ}\text{C}$ on any occasion), abnormal vaginal discharge, delay in the rate of uterine involution($< 2\text{cm/day}$ in first 8 days postpartum)骨盆腔疼痛、發燒（任何情況下體溫 $\geq 38.5^{\circ}\text{C}$ ）、白帶異常、子宮復原速度延遲

O85 Puerperal sepsis

Postpartum sepsis
Puerperal peritonitis
Puerperal pyemia

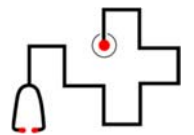
A40 (鏈球菌敗血症)或 A41(其他敗血症)的代碼不應用於產後敗血症

Use additional code (B95-B97), to identify infectious agent
code (R65.2-) to identify severe sepsis, if applicable



31

Pitocin / Cytotec



- 用於誘導分娩與催生的藥物，其藥物的作用範圍包括誘發子宮平滑肌收縮、促使子宮頸擴張、加強平滑肌的收縮強度等。

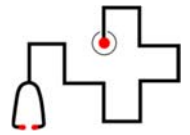
用於誘導分娩與催生的藥物		AHA
Pitocin/Oxytocin injection 3E033VJ Introduction of Other Hormone into Peripheral Vein, Percutaneous Approach		2014,Q4,P.17-18
Misoprostol (Cytotec)		2014,Q2,P.8-9
2014年版	2023年版	ICD-10-CM/PCS 2023 P.351 2023 Coders' Desk Reference for ICD-10-PCS Procedures P.461
3E0P7GC Introduction of Other Therapeutic Substance into Female Reproductive, Via Natural or Artificial Opening	3E0P7VZ Introduction of Hormone into Female Reproductive, Via Natural or Artificial Opening	

Current code(s) assignment	Code title	Effective year	Previous code(s) assignment	Predecessor code title	Change type
3E0P7VZ	Introduction of Hormone into Female Reproductive	2017	3E0P7GC	Introduction of Other Therapeutic Substance into F New	



32

Removal ectopic pregnancy



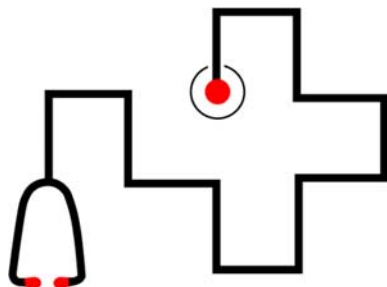
手術名稱	手術方式	代碼
Salpingectomy with removal of tube pregnancy	Resection	10T2(0,4)ZZ
Salpingostomy/Salpingotomy for tube pregnancy	Extraction	2014:10D2(0,8)ZZ 2023:10D2(0,4)ZZ

Section	1	Obstetrics
Body System	0	Pregnancy
Operation	D	Extraction: Pulling or stripping out or off all or a portion of a body part by the use of force
Body Part	2	Products of Conception, Ectopic
Approach	0	Open
Device	Z	No Device
Qualifier	Z	No Qualifier
Approach	4	Percutaneous Endoscopic
Approach	7	Via Natural or Artificial Opening

Current code(s) assignment	Code title	Effective year	Previous code(s) assignment	Predecessor code title	Change type
10D20ZZ	Extraction of Products of Conception, Ectopic, Op	2020	10D27ZZ	Extraction of Products of Conception, Ectopic, Via New	
10D24ZZ	Extraction of Products of Conception, Ectopic, Per	2020	10D28ZZ	Extraction of Products of Conception, Ectopic, Via New	



33

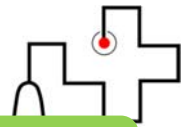


編碼規則
Abortion/Termination



34

懷孕、生產與產褥期編碼原則



- 任何影響懷孕、生產與產褥期的情況下
 - 第15章代碼O00~O9A優於其他章節

O10~O9A應加編Z3A Weeks of gestation (妊娠週數)

- 其他章節的診斷可為附加代碼，以明示其病況

- A woman was admitted to the hospital at 12 weeks gestation with pneumonia

- O99.511 Diseases of the respiratory system complicating pregnancy, first trimester 為主要診斷
- J18.9 Pneumonia說明此妊娠期呼吸道合併症
- Z3A.12 12 weeks gestation of pregnancy

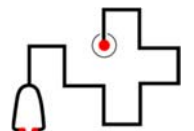
O99.5 Diseases of the respiratory system complicating pregnancy, childbirth and the puerperium

Conditions in J00-J99



35

Z3A.- V.S Z37.-



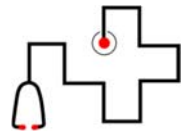
- Z3A Weeks of gestation不可使用在
 - Abortive outcome(類目碼O00~O08)
 - Termination of pregnancy(代碼Z33.2)
 - Postpartum conditions
 - 以孕產婦住院日期為編碼依據
- Because chapter 15 codes (O00~O9A) do not indicate the outcome of delivery, A code from category Z37, Outcome of delivery, should be included on every maternal record when a delivery has occurred. (分娩結果Z37.-為附加代碼)

ICD-10-CM Official Guidelines for Coding and Reporting FY 2023, P.67
ICD-10-CM and ICD-10-PCS Coding Handbook 2023, P.329



36

Completed weeks of gestation



- In ICD-10-CM, “**completed**” weeks of gestation refers to **full weeks**. For example, if the provider documents gestation at 39 weeks and 6 days, the code for 39 weeks of gestation should be assigned, as the patient has **not** yet reached 40 completed weeks.

ICD-10-CM Official Guidelines for Coding and Reporting FY 2023, P.62

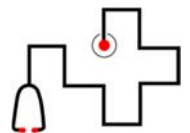
代碼	代碼敘述及週數
O48.0 Post-term pregnancy	Pregnancy over 40 completed weeks to 42 completed weeks gestation 40 週1天~ 42 週0天
O48.1 Prolonged pregnancy	Pregnancy which has advanced beyond 42 completed weeks gestation 42 週1天
O02.1 Missed abortion	Early fetal death, before completion of 20 weeks of gestation, with retention of dead fetus 妊娠 20 週之前(包括 19週6天)
O36.4 Maternal care for intrauterine death	Maternal care for intrauterine fetal death after completion of 20 weeks of gestation 妊娠 20 週 0 天之後子宮內胎兒死亡

Coding Clinic 2020, 2Q, P.3-4



37

妊娠與期別編碼依據



- 入院診斷：Pregnancy 39+6 weeks
- 出院診斷：Pregnancy 40+1 weeks, normal vagina delivery
 - O48.0 Post-term pregnancy
 - Z3A.39 39 weeks gestation of pregnancy

代碼O80 Encounter for full-term uncomplicated delivery是沒有任何併發症且37~40週使用。此案例不適合編碼O80。

入院診斷：Pregnancy 19+2 weeks and threatened abortion
 出院診斷：Pregnancy 30+6 weeks and preterm labor

Pregnancy (single) (uterine) —see also Delivery and Puerpera
 - complicated by (care of) (management affected by)

- preterm **labor**
- - - second trimester
- - - with term delivery O60.22
- - - without delivery O60.02
- - - with preterm **delivery**
- - - second trimester O60.12
- - - **third trimester O60.13**

O60.13X0

Preterm labor second trimester with preterm delivery third trimester, not applicable or unspecified

Z3A.19

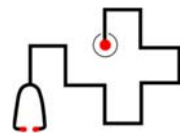
19 weeks gestation of pregnancy

23



38

Perineal laceration during delivery

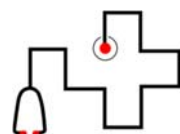


裂傷程度	代碼	定義說明	會陰撕裂傷修補
一度裂傷	O70.0	Involving the perineal skin and its extension into the vagina as vaginal mucosa 傷到會陰部皮膚及陰道粘膜層	0HQ9XZZ Repair Perineum Skin, External Approach
二度裂傷	O70.1	Involving the perineal body and deeper tissues (vaginal wall and perineal muscle) 傷到會陰肌肉及陰道壁	0KQM0ZZ Repair Perineum Muscle, Open Approach
三度裂傷	O70.20 O70.21 O70.22 O70.23	Extending into the capsule and muscle of the anal sphincter 傷到肛門括約肌，未傷及直腸/肛門黏膜 (裂傷程度可分為IIIa, IIIb, IIIc) III - Injury to perineum involving anal sphincter complex IIIa - Less than 50% of external anal sphincter (EAS) thickness torn IIIb - More than 50% external anal sphincter (EAS) thickness torn IIIc - Both external anal sphincter (EAS) and internal anal sphincter (IAS) torn	0DQR0ZZ Repair Anal Sphincter, Open Approach
四度裂傷	O70.3	Extending through the sphincter and into the anal/rectal mucosa 傷到直腸黏膜	0DQP0ZZ Repair Rectum, Open Approach

Coding Clinic 2016, 4Q, P.53-54

39

院外生產編碼注意事項



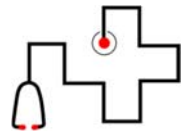
無產後併發症		有產後併發症	
院外生產入院取胎盤	產後例行照護	Perineal laceration	Retained placenta
Z39.0	Z39.0	O70.-	有出血O72.0 無出血O73.0
10E0XZZ (delivery)	-	1 ⁰ 0HQ9XZZ 2 ⁰ 0KQM0ZZ 3 ⁰ 0DQR0ZZ 4 ⁰ 0DQP0ZZ	10D17Z(9/Z) (extraction)

Manual removal of retained placenta

Section	1	Obstetrics
Body System	0	Pregnancy
Operation	D	Extraction: Pulling or stripping out or off all or a portion of a body part by the use of force
Body Part	1	Products of Conception, Retained
Approach	7	Via Natural or Artificial Opening
Device	Z	No Device
Qualifier	9	Manual
	Z	No Qualifier

40

高危險生產疾病不適用Tw-DRGs案件



- 生產有合併植入性胎盤、產後大出血或產後血液凝固缺損之案件

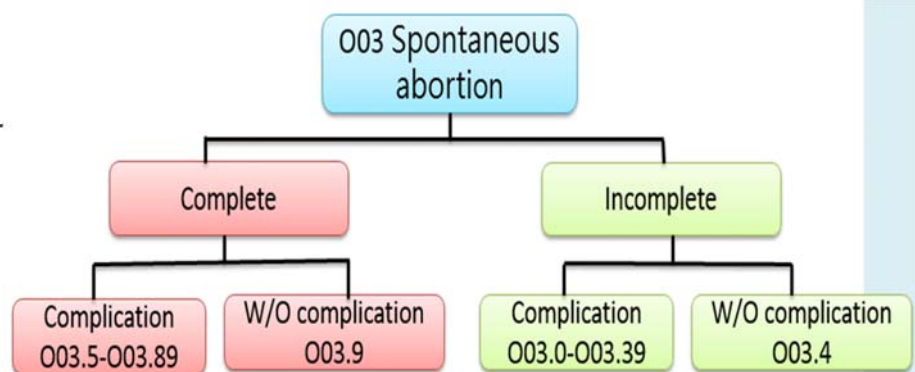
↵	ICD-9-CM↵	ICD-10-CM↵	↵
合併植入性胎盤↵	656.7X、 666.0X、666.2X、↵ 667.0X、667.1X↵	O43.011-O43.199↵ O43.211-O43.239↵ O43.811-O43.93、O72.0-O72.3、↵ O73.0- O73.1↵	
產後大出血↵	666.1X↵	O72.1↵	
產後血液凝固缺損↵	666.3X↵	O72.3↵	

Tw-DRGs不適用註記
K：高危險生產疾病



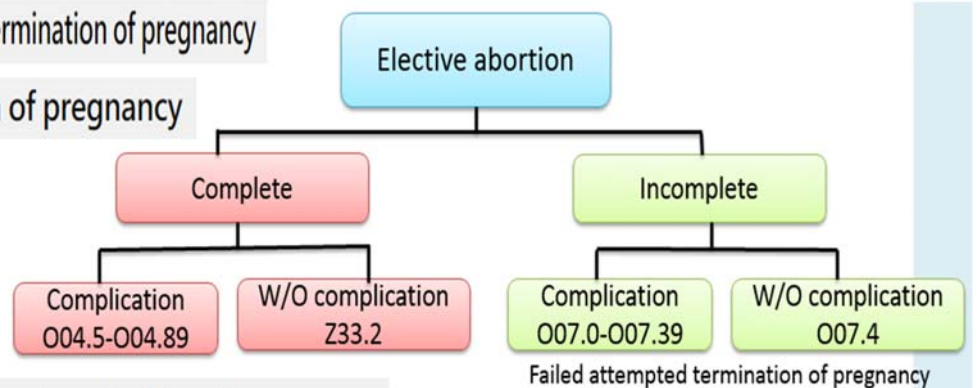
41

003 Spontaneous abortion



004 Complications following (induced) termination of pregnancy

007 Failed attempted termination of pregnancy

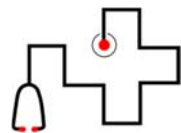


Z33.2 Encounter for elective termination of pregnancy



42

Hemorrhage following elective abortion



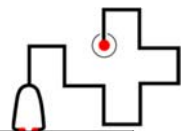
- For hemorrhage post elective abortion, assign code O04.6, Delayed or excessive hemorrhage following (induced) termination of pregnancy. Do **not assign code O72.1**, Other immediate postpartum hemorrhage, as this code should **not** be assigned for **post abortion conditions**.

ICD-10-CM Official Guidelines for Coding and Reporting FY 2024 P.69



43

AHA Coding Clinic...



Diagnosis	ICD-10-CM	Reference
Acute Blood Loss Anemia due to Missed Abortion with Retained Products of Conception During delivery, the patient experiences a retained placenta with hemorrhage resulting in an acute blood loss anemia. 出現胎盤滯留並伴隨出血，導致急性失血性貧血。	O02.1 O04.6 D62	Coding clinic 2019, Q3, P.11-12 因出血引起的急性出血性貧血，不是妊娠併發症
Spontaneous Abortion and Reporting Obstetric Codes for Chronic Conditions A patient presented due to spontaneous incomplete abortion. This patient also had a history of asthma.	O03.4 J45.909	Coding clinic 2023, Q1, P.17 Asthma是否為妊娠併發症?? 第 15 章中的產科代碼不合適，因為患者已不再懷孕。
Post abortion hemorrhage due to uterine atonyfor an elective termination of pregnancy at 14 weeks due to septated fetal cystic hygroma and genetic testing consistent with Monosomy XO...after suction curettage, uterine atony with bleeding was noted.	Z33.2 O35.10X0 O04.6	Coding clinic 2023, Q2, P.15-16 出血發生在流產後，而不是產後。

The Excludes1 note at category O04 is being changed to an Excludes2 note, effective October 1, 2023.

O04 Complications following (induced) termination of pregnancy

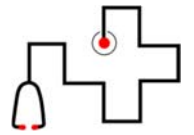
Includes: complications following (induced) termination of pregnancy

Excludes2: encounter for elective termination of pregnancy, uncomplicated (Z33.2)



44

安胎安不住或放棄安胎而入院終止妊娠

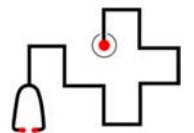


- 妊娠16週併早期破水在ER已做處理後返家，又因陰道多量咖啡色分泌物再度入院，經醫師解釋後決定終止妊娠入院引產的個案
 - Under the impression of pregnancy at 16+3 weeks with preterm premature rupture of membrane, she admitted for termination. Laminaria and Cytotec.
 - 困惑的是像這種安胎也安不住或放棄安胎而入院終止妊娠的處置什麼時候用10E-?什麼時候用10A?
 - 因為醫師都寫Vagina delivery
- Z33.2, O42.-
- 終止妊娠使用Laminaria and Cytotec，建議編碼10A07ZW; 10A07ZX



45

早期破水_PROM編碼注意事項



早期破水類型	定義	破水到labor開始	代碼
PROM (premature rupture of membranes)	懷孕滿37週於分娩陣痛前破水	24小時內	O42.02
		大於24小時	O42.12
		未明示	O42.92
PPROM (preterm premature rupture of membranes)	懷孕小於37週並於分娩陣痛前破水	24小時內	O42.01-
		大於24小時	O42.11-
		未明示	O42.91-

第6位碼表示妊娠期別

1 first trimester
2 second trimester
3 third trimester
9 unspecified trimester

O42 Premature rupture of membranes

※早期破水時的懷孕週數是否大於37週

※從破水到onset of labor是否超過24小時

N

O42.0 Premature rupture of membranes, onset of labor within 24 hours of rupture

N

O42.1 Premature rupture of membranes, onset of labor more than 24 hours following rupture

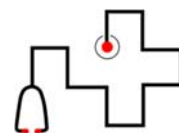
N

O42.9 Premature rupture of membranes, unspecified as to length of time between rupture and onset of labor



46

產科處置章節編碼原則

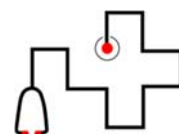


Procedure 對象	Section	OP Procedure	ICD-10- PCS	內容
Performed on POC	Obstetrical Section	Amniocentesis	10903ZU	Drainage of Amniotic Fluid, Diagnostic from Products of Conception, Percutaneous Approach
Performed on Mom	Medical and Surgical Section	Repair of 2° perineal laceration	0KQM0ZZ	Repair perineum muscle, open approach



47

Abortion or Extraction of Retained POC



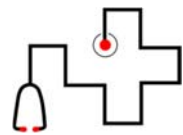
Procedure Intent	Root Operation	Body Part
To treat missed or incomplete spontaneous abortion (miscarriage)	Extraction	Products of Conception, Retained
To terminate pregnancy (induced abortion)	Abortion	Products of Conception

- Abortion: Artificially terminating a pregnancy
- 執行處置前胎兒仍存活有心跳

Code Description 10A Obstetrics, Pregnancy, Abortion			
Body Part	Approach <input type="button" value="Clear"/>	Device	Qualifier <input type="button" value="Clear"/>
<input checked="" type="radio"/> 0 Products of Conception	<input type="radio"/> 0 Open <input type="radio"/> 3 Percutaneous <input type="radio"/> 4 Percutaneous Endoscopic <input checked="" type="radio"/> 7 Via Natural or Artificial Opening <input type="radio"/> 8 Via Natural or Artificial Opening Endoscopic	<input checked="" type="radio"/> Z No Device	<input type="radio"/> 6 Vacuum <input type="radio"/> W Laminaria <input type="radio"/> X Abortifacient <input type="radio"/> Z No Qualifier



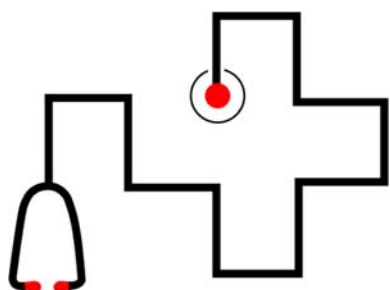
48



依處置目的選擇Root Operation及Body Part

D & C Procedure Intent	Root Operation	Body Part
To treat missed abortion or Molar Pregnancy 過期流產或葡萄胎	Extraction "D "	Products of Conception, Retained
To treat incomplete abortion (miscarriage) 清除流產後殘留在子宮內的組織	Extraction "D "	Products of Conception, Retained
To treat after delivery by clearing out any placenta 清除生產後殘留在子宮內的胎盤	Extraction "D "	Products of Conception, Retained
For termination of pregnancy (induced abortion) 人工終止妊娠	Abortion "A "	Products of Conception





感謝聆聽 敬請指教

